


Getting Started with Libby, by OverDrive


For Smartphones & Tablets

1. Start where you get your Apps for your device:

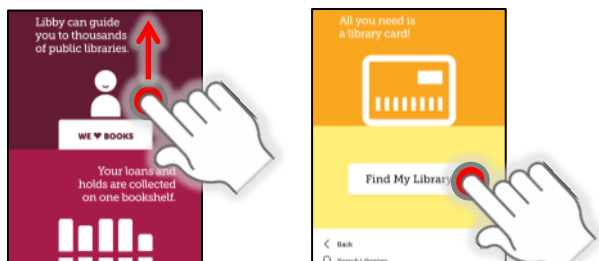
- **The App Store** for Apple iOS
- **Google Play** for Android
- Download and Install the Libby by Overdrive app - **It's FREE!**



2. After installing, launch the app. When prompted to **Meet Libby**, tap **Hi!** on the screen.



3. **Scroll Down** to the bottom of the page and tap the **Find My Library** button.



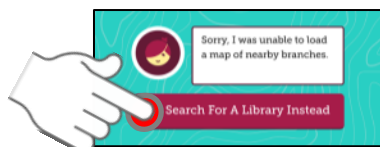
4. Libby will try to identify your library using GPS location.

- **If Libby displays Indianapolis Public Library**, tap Yes and go to **step 6**.
- **If Libby can't locate your library**, see **step 5**.

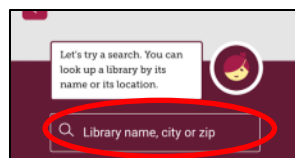


5. If Libby was **unable** to identify the correct library in step 4.

- a. Tap **I'll Search for a Library Instead**. Input your zip-code. From the search results, tap on "Indianapolis Public Library."



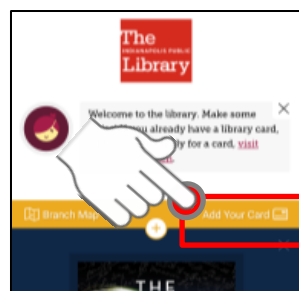
b. Input your zip-code or Indianapolis.



c. Tap on Indianapolis Public Library.



6. Once you've added your Library, you will go to the Libby Homepage. Tap on **Add Your Card**.

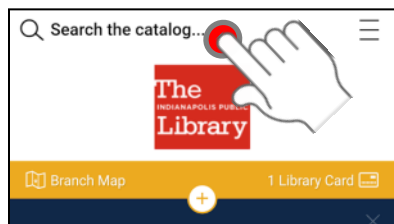


7. Enter your library card number and PIN (default is last 4 digits of card) and click **Sign In**. You are ready to borrow your first item!



Borrowing a Title with Libby, by OverDrive For Smartphones & Tablets

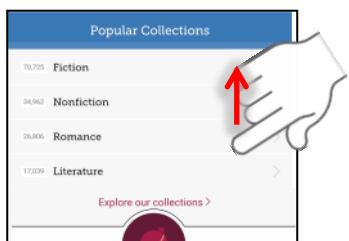
- Find a title you want to borrow by...
 - Tapping **Search the catalog...** at the top of the screen and typing in a title, author, or keyword.



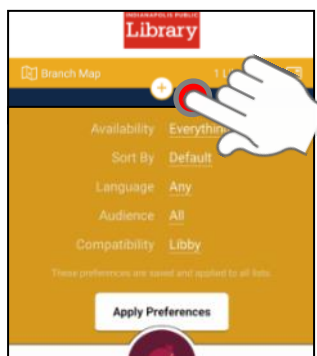
- Once you find an item that you want, tap **Borrow** to checkout the item. OR If a copy is not currently available tap **Place a Hold** to reserve the next available copy.



- OR Scroll down the homepage to Browse highlighted collections



- You can apply preference for what types items are displayed to you by pressing the **+** button




- EBooks will have the full cover displayed. Audiobooks will have a Headphone symbol on the bottom of the cover image.




eBook

Audiobook

- To read or listen to your borrowed items, tap on **Shelf** at the bottom Right of your screen.



- Tap **Open Book** or **Open Audiobook** to begin reading or listening to the borrowed item on current device.



- OR Tap the borrowed items cover to see options for sending the title to another device, renewing, or returning.

