


Getting Started with the Axis 360 App

eBooks for Kids & Teens

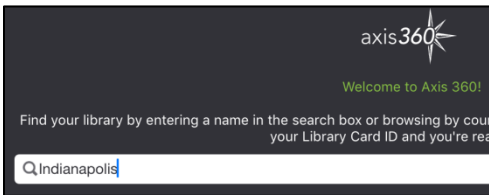


1. The Axis 360 app is **FREE** to download & install. Start where you get your Apps for your device:

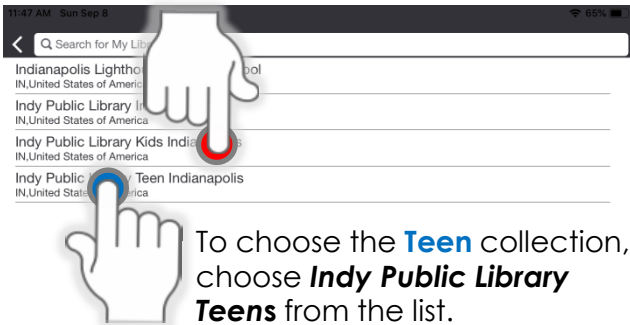
- **The App Store** for Apple iOS
- **Google Play** for Android
- **Amazon App Store** for Kindle Fire



2. Open the app and type *Indianapolis* in the **Search for My Library** field. Tap the **Search** button.



3. To choose the **Kids** collection, choose **Indy Public Library Kids** from the list.



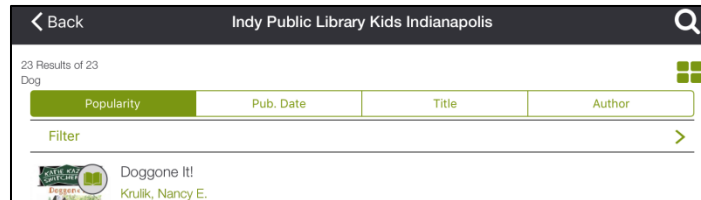
4. Type your *Library Card Number* in the **Library ID** field. Tap the **Login** button.




5. To **search**, tap on the **magnifying glass** icon at the top right. Type what you are looking for into the box and tap **Search**.



6. You can sort search results by the categories at the top (**Popularity, Pub. Date, Title, or Author**) or select one or more options under **Filter** to limit the results.



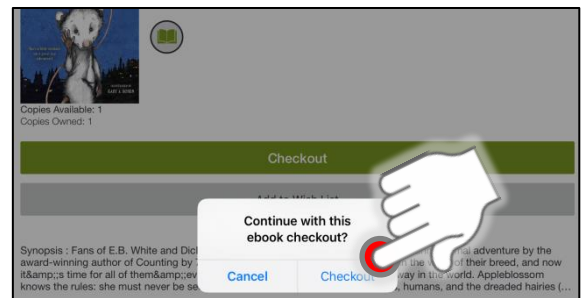
7. You can also browse the collection by tapping on the **Browse** button (at the bottom of the screen for iOS or at the top right for Android).



8. Books marked with green symbols are available, while books with gray symbols can be added to your waitlist.



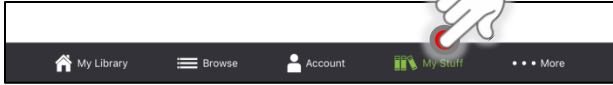
9. Tap on the book cover of the title you want to borrow. Tap the green **Checkout** button and then tap **Checkout** to borrow the eBook.



Getting Started with the Axis 360 App eBooks for Kids & Teens



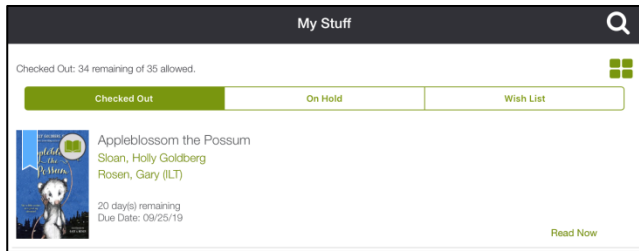
10. Once you have borrowed the book, you can find it in the **My Stuff** tab, found at the bottom of the screen in iOS



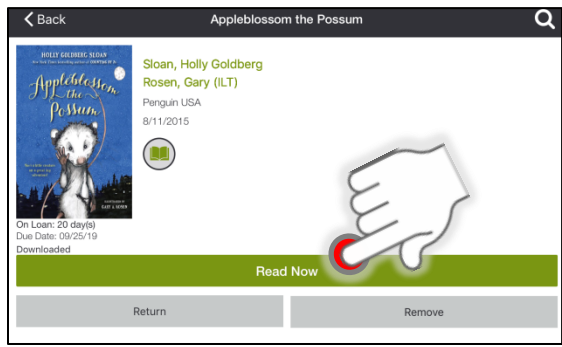
or found at the top right in Android.



11. The **My Stuff** tab shows eBooks that are currently **Checked Out**, **On Hold**, and on your **Wishlist**.



12. Tap the green **Read Now** button to open and read your eBook. You can also return the eBook by tapping the gray **Return** button.



13. Once the eBook is open, swipe your finger to left to start reading. Tap the **top middle** of the screen to access reading options like changing font size/theme, leaving bookmarks, or to use the Table of Contents.



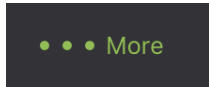
How to Sign Out

► If you need to **switch between** the **Kids** and **Teen** collections **or to switch between more than one library card** on the same device, you need to Log Out.



For iOS:

Tap the **...More** button at the bottom right.



Next, tap **Logout**, and then **Yes** to complete the log out.



For Android:

Tap the **Menu** button at the top left.



Next, tap **Log Out**, and then **Yes** to complete the log out.

