

Getting Started with Kanopy

Stream Movies, Documentaries, & More



1. Go to <https://indypl.kanopy.com> to create an account with your e-mail address.

Create your Kanopy account

Facebook or Google

First Name: * Last Name: *

Email Address: *

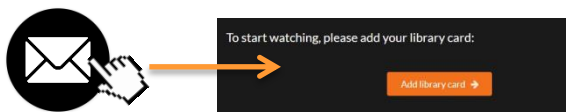
Password: *

By clicking on Sign up, you acknowledge that you are 13 years or older and agree to Kanopy's Terms and Privacy Policy.

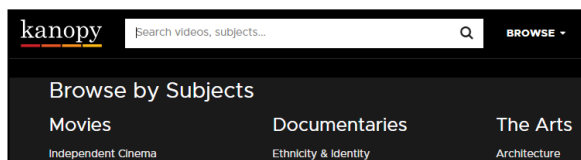
Sign up



2. Kanopy will send an e-mail with a link you must click to verify your account. Click the link and enter your library card when prompted.




3. Use the **Search** bar or the **Browse** option to find titles to watch.



4. Click the **Watch** button to see more information about each title.



5. Click the **Play Video** button to start watching!



Important Things to Know

► You can access Kanopy from any device or computer, including many streaming products.

► **Stream** (watch using the internet) **10 titles** per month. Look for the number countdown to keep track of how many more titles you can watch in the month.



► Once you press play on a movie, you have **3 days** to view it as many times as you like without using another play credit.

► Play credits reset on the **1st of the month**.

► Once you have reached your 10 titles per month borrowing limit, you will not be able to play any more movies until the new month starts. On the 1st of the month, you will be given a fresh quota of 10 play credits again.

You can also access Kanopy through the following streaming products:

