


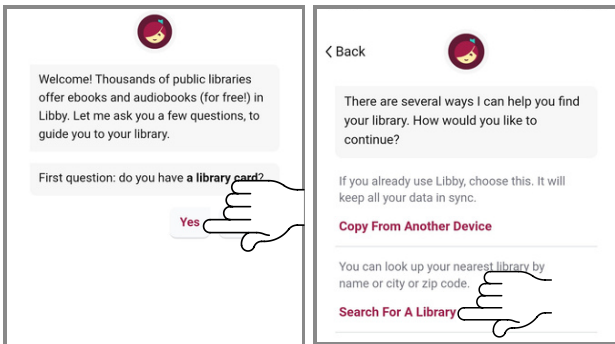
Getting Started with Libby. by OverDrive For Smartphones & Tablets



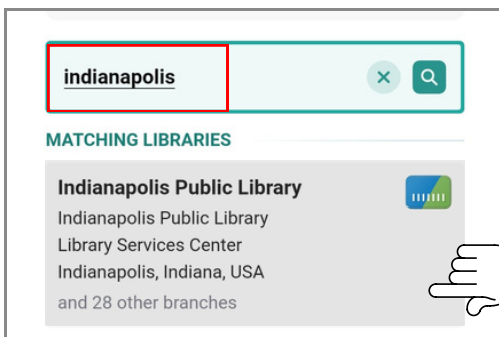
1. Start where you get your Apps from:
 - o **Google Play** for Android
 - o **App Store** for Apple iOS
 - o Download and Install the Libby by Overdrive app - **It's FREE!**



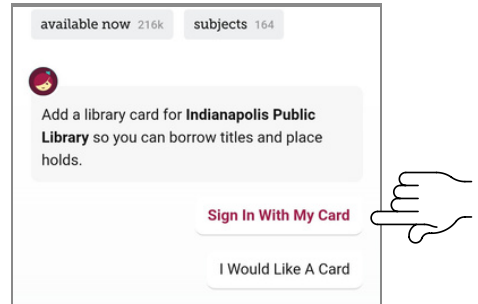
2. After installing, launch the app. Libby will have some questions, the first being whether or not you own a library card. To add your library card we first need to find your library. Tap **Search for A Library**.



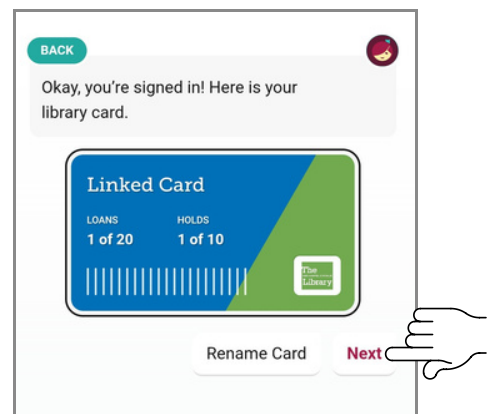
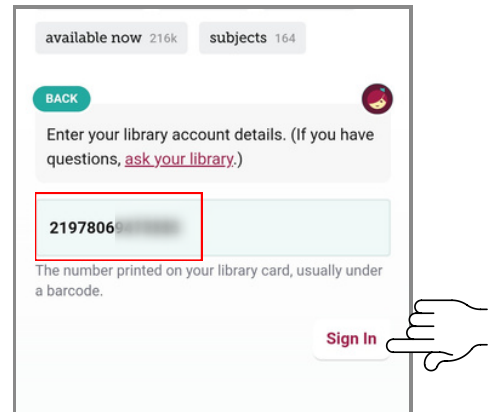
3. Type in **Indianapolis** or your **Zip code** in the search bar, **Indianapolis Public Library** should return as your first result. Tap on any Indianapolis Public Library Location.



4. Once you've added your Library, Libby will ask you to Add a Library Card. Tap on **Sign In With My Card**.



5. Enter your library card number and tap **Sign In**. On the Next screen select **Next**. You are now ready to borrow items!

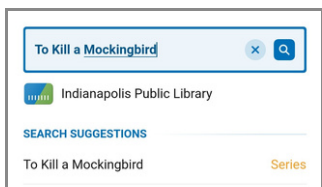
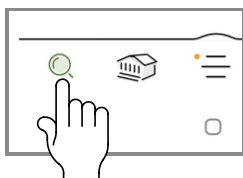


Borrowing a Title with Libby. by OverDrive For Smartphones & Tablets



1. To find a title you want to borrow...

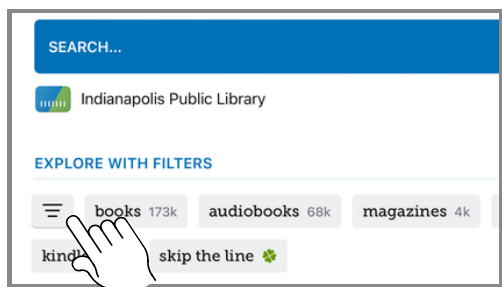
- Tap the **Search Icon** at the bottom of the screen then type in a title, author, or keyword.




- OR You can select the **Building Icon** to Browse highlighted collections



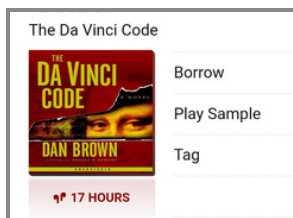
2. You can apply preference for what types of items are displayed to you by pressing the button.



3. eBooks will have the full cover displayed. Audiobooks will have an Earbud or Headphone symbol across the bottom of the cover image.

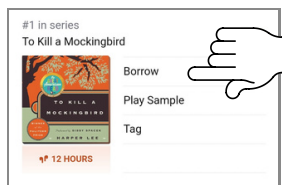


eBook

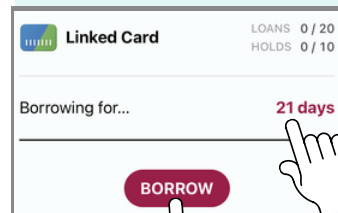


Audiobook


4. Once you find an item that you want, tap **Borrow**, to checkout the item. Then **Borrow** again on the subsequent screen.



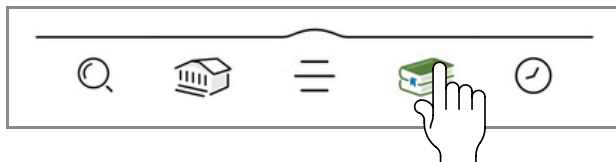
Note: Lending period defaults to 14 days. You can select the number of days to change it to 21 or 7 days.




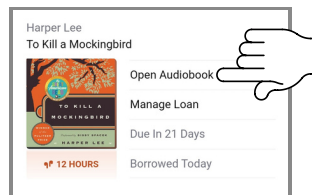
OR If a copy is not currently available tap **Place a Hold** to reserve the next available copy.



5. To read or listen to your borrowed items, follow the prompts or tap on **Book Icon** at the bottom Right of your screen.



6. Tap **Open Book** or **Open Audiobook** to begin reading or listening to the borrowed item on current device, or



Tap **Read With...** to choose between reading eBooks with the Libby app or with a Kindle.

Updated on 5/9/23

Questions? Call 317-275-4500.