

NOVEMBER 2025

Daily literacy-building activities to share with your child.

The
INDIANAPOLIS PUBLIC
Library



SUNDAY

MONDAY







TUESDAY

WEDNESDAY

THURSDAY

FRIDAY

SATURDAY

<div data-bbox="1745 293 2024 545"> <p>1 WRITING</p> <p>Create a list of things to do this month. Hang it up where everyone can see. Have your child check off items as they are completed.</p> </div>						
<div data-bbox="65 545 352 797"> <p>2 PLAYING</p> <p>Make a story box and tell stories together. <i>(Instructions are on the back. ➡)</i></p>  </div>	<div data-bbox="352 545 630 797"> <p>3 TALKING</p> <p>At the end of the day talk about everything that happened. What did you like best about today?</p> </div>	<div data-bbox="630 545 907 797"> <p>4 SINGING</p> <p>Have a family sing-along. Each person gets to pick a favorite song.</p>  </div>	<div data-bbox="907 545 1184 797"> <p>5 COUNTING</p> <p>Draw a large pizza decorated with toppings. Divide it into slices using a marker or scissors. Ask your child, "Can you count the slices? Each one is part of our pizza."</p> </div>	<div data-bbox="1184 545 1461 797"> <p>6 READING</p> <p>Read a book that won the Caldecott Medal. The library will help you find one based on what your child likes.</p> </div>	<div data-bbox="1461 545 1738 797"> <p>7 WRITING</p> <p>Draw a map of your neighborhood. Include landmarks your child knows. The park, the library, the red house on the corner.</p> </div>	<div data-bbox="1738 545 2024 797"> <p>8 PLAYING</p> <p>Go on a walk and collect leaves. Ask questions. <i>What color is that leaf? Are those two leaves the same or different?</i></p> </div>
<div data-bbox="65 797 352 1049"> <p>9 TALKING</p> <p>Talk about your favorite books. Which do you like best and why?</p>  </div>	<div data-bbox="352 797 630 1049"> <p>10 SINGING</p> <p>Recite "Rub a Dub Dub" <i>(Words are on the back. ➡)</i></p> </div>	<div data-bbox="630 797 907 1049"> <p>11 COUNTING</p> <p>Roll a small ball back and forth. Count to ten with each person saying a number each time they roll the ball.</p>  </div>	<div data-bbox="907 797 1184 1049"> <p>12 READING</p> <p>Read fiction and nonfiction books about fall. Your library has lots to choose from!</p>  </div>	<div data-bbox="1184 797 1461 1049"> <p>13 WRITING</p> <p>Provide a variety of stickers and a blank sheet of paper. Ask your child to create a scene or tell a story with stickers.</p> </div>	<div data-bbox="1461 797 1738 1049"> <p>14 PLAYING</p> <p>Make a blanket tent. Pretend you are sleeping there overnight. What will you bring? Read a book together in the cozy tent.</p> </div>	<div data-bbox="1738 797 2024 1049"> <p>15 TALKING</p> <p>Wish upon a star tonight. Recite "Star Light, Star Bright." <i>(Words are on the back. ➡)</i></p> </div>
<div data-bbox="65 1049 352 1300"> <p>16 SINGING</p> <p>Sing a favorite rhyming song. Stop at the end of a line and have your child fill in the word. <i>(See "Twinkle, Twinkle Little Star" on the back. ➡)</i></p> </div>	<div data-bbox="352 1049 630 1300"> <p>17 COUNTING</p> <p>Fill a jar with small objects and have your children estimate how many are in the jar. Then count together to see who was closest.</p> </div>	<div data-bbox="630 1049 907 1300"> <p>18 READING</p> <p>Snuggle together and read two favorite books and one new book you haven't read yet.</p> </div>	<div data-bbox="907 1049 1184 1300"> <p>19 WRITING</p> <p>Draw your child's name in big puffy letters. Color them in together.</p>  </div>	<div data-bbox="1184 1049 1461 1300"> <p>20 PLAYING</p> <p>Take turns naming animals and making animal sounds.</p> </div>	<div data-bbox="1461 1049 1738 1300"> <p>21 TALKING</p> <p>Talk about opposites. Reach high to the sky and low to the ground. Take a big step and a little step.</p> </div>	<div data-bbox="1738 1049 2024 1300"> <p>22 SINGING</p> <p>Play favorite songs. Bounce, tap, clap to the rhythm.</p> </div>
<div data-bbox="65 1300 352 1446"> <p>23 COUNTING</p> <p>See how many cotton balls you can fit into a variety of different-sized containers.</p> </div>	<div data-bbox="352 1300 630 1446"> <p>24 READING</p> <p>Use your finger to follow along with the words in the book as you read to your child today</p> </div>	<div data-bbox="630 1300 907 1446"> <p>25 WRITING</p> <p>Make a book with your child. Draw letters and pictures to tell a story. Tape the pages together.</p> </div>	<div data-bbox="907 1300 1184 1446"> <p>26 PLAYING</p> <p>Go for a morning walk. Walk slow. Walk fast (toddler pace). Repeat.</p> </div>	<div data-bbox="1184 1300 1461 1446"> <p>27 TALKING</p> <p>Rhyming Day! Incorporate rhymes wherever you can. Look at the birds, they fly high in the sky.</p> </div>	<div data-bbox="1461 1300 1738 1446"> <p>28 SINGING</p> <p>March to a drum. Use any empty container to act as a drum.</p> </div>	<div data-bbox="1738 1300 2024 1446"> <p>29 COUNTING</p> <p>Use rulers, measuring tape, or even footsteps to measure different objects around the house or outside.</p> </div>
<div data-bbox="65 1446 352 1542"> <p>30 READING</p> <p>Read a book about winter.</p> </div>						

Listening to nursery rhymes and songs is an early literacy experience that helps children understand how language and stories work.

Recite rhymes and sing songs with children from the time they are infants. This helps them become aware of and then play with the sounds in the words. Many rhymes tell a story with a beginning, middle, and end. This shows children how stories work and that events happen in a sequence. Good readers understand that stories and books have a beginning, middle, and end. After reciting a rhyme or singing a song ask your child about the song. What happened at the beginning? What happened at the end?

RUB A DUB DUB

Rub a Dub Dub

Three Men in a Tub

And Who Do You Think They Be?

The Butcher, The Baker, The Candlestick
Maker

And All of the them Out to Sea

MAKE A STORY BOX

1. Use a small box and decorate it together. Label it Story Box.
2. Find random pictures with no words to add to the story box. Use family snapshots, advertisements from magazines, and other pictures.
3. At story time each person takes a picture (without peeking) and tells a short story about the picture.

TWINKLE, TWINKLE, LITTLE STAR

Twinkle, twinkle, little star

How I wonder what you are

Up above the world so high

Like a diamond in the sky

Twinkle, twinkle little star

How I wonder what you are


STAR LIGHT, STAR BRIGHT

Star light, star bright,

The first star I see tonight;

I wish I may, I wish I might,

Have the wish I wish tonight.



1000 BOOKS BEFORE KINDERGARTEN

To Register:

- In person: Ask a staff member
- Online: Download the **Beanstack** app or visit indypl.beanstack.org

How it Works:

- Read with your child and track your progress.
- Earn prizes when you reach 100, 500, and 1,000 books.



Reading Ready Time

Join us for Reading Ready Time - a virtual library experience for children 3-6 years old.

The
INDIANAPOLIS PUBLIC
Library
FOUNDATION

Check our website for
more information
indypl.org/services/early-learning

