






# JUNE 2025

Daily literacy-building activities to share with your child.



SUNDAY	MONDAY	TUESDAY	WEDNESDAY	THURSDAY	FRIDAY	SATURDAY
<b>1 WRITING</b> Go outside and observe insects like ants, butterflies, and bees. Talk about their behaviors and habitats. Draw images of the insects.	<b>2 PLAYING</b> Sit on cushions on the floor and pretend to be in a boat. Sing "Row, Row, Row, Your Boat." <i>(Words are on the back. ➡)</i>	<b>3 TALKING</b> Pick out a family snapshot or random picture and ask your child to tell you about it. Expand on what your child says to create a story.	<b>4 SINGING</b> Recite "Little Miss Muffet." <i>(Words are on the back. ➡)</i>	<b>5 COUNTING</b> Measure your child's height and write it here: _____ Compare it to January's measurement.	<b>6 READING</b> Look at the covers of books together. Talk about what the book might be about.	<b>7 WRITING</b> Draw the outline of your child's hand. Write the date and have your child "sign" the drawing.
<b>8 PLAYING</b> Write or tape paper letters on small plastic cups. Have your child use a ball to roll and knock over the cup as you call out the letters.	<b>9 TALKING</b> Talk about summer. What are your favorite things to do in summer? How are summer and winter different?	<b>10 SINGING</b> Turn short stories or daily events into a song. Make up lyrics that narrate the story, using a melody that's easy for children to follow.	<b>11 COUNTING</b> Weigh your child and and write it here: _____ How does it compare to January? 	<b>12 READING</b> Read a book about flowers and plants.	<b>13 WRITING</b> In the morning write today's To-Do list. Check things off as you do them. 	<b>14 PLAYING</b> Play Leap Frog with stuffed animals. Explain that the game is called Leap Frog because players resemble frogs leaping through the air.
<b>15 TALKING</b> Talk about colors. What is your favorite color and why? Find your favorite color as many times as you can today.	<b>16 SINGING</b> Recite the nursery rhyme "Diddle Diddle Dumpling." <i>(Words are on the back. ➡)</i>	<b>17 COUNTING</b> Have the whole family take turns counting all their fingers and toes.	<b>18 READING</b> While reading a familiar book today, pause here and there to allow your child to say some of the words.	<b>19 WRITING</b> Make a word jar. Each day write a new word on a slip of paper and add it to the jar. Take turns pulling words out and discussing.	<b>20 PLAYING</b> Play "Red Light, Green Light." <i>(Instructions are on the back. ➡)</i> 	<b>21 TALKING</b> Ask W questions after reading a book. (Who, What, Where, When, Why.) <i>Why is the mouse laughing? What color is the truck?</i>
<b>22 SINGING</b> Sing one of your children's favorite books. 	<b>23 COUNTING</b> Count how many kisses you give your child today. Keep a tally and add them up at the end of the day.	<b>24 READING</b> Look at a magazine together. Explain some of the pictures or illustrations. 	<b>25 WRITING</b> Work with your child to practice tracing. Draw big letters and shapes for them to trace.	<b>26 PLAYING</b> Pretend you are swimming in the ocean. What do you see? Describe the fish, the plants, the sand, the seashells, etc.	<b>27 TALKING</b> Talk about food. What do you like to eat? What should you eat for dinner? 	<b>28 SINGING</b> Have a parade. Put on music and march around. Pretend to play instruments.
<b>29 COUNTING</b> Sort items from your grocery bag together. <i>These things go in the pantry.            These go in the refrigerator.            What goes in the freezer?</i>	<b>30 READING</b> Go to the library and pick out a book about summer.					

## One way children learn vocabulary is from listening to stories.

They listen to understand what is being said, which helps them learn new words. Stories aren't just found in books. You can tell stories about your day, your memories from growing up, or something about your child's life. You can also use wordless picture books and make up a story together. With wordless books, you can develop imagination along with language and vocabulary skills. Make it fun! Having fun with words helps your child become more aware of words and eager to learn more.

### LITTLE MISS MUFFET

Little Miss Muffet  
Sat on a tuffet,  
Eating her curds and whey  
Along came a spider  
And sat down beside her  
And frightened Miss Muffet away

### ROW YOUR BOAT

Row, Row, Row, Your Boat  
Gently Down the Stream  
Merrily, Merrily, Merrily, Merrily  
Life is But a Dream

### DIDDLE DIDDLE DUMPLING

Diddle diddle dumpling, my son John  
Went to bed with his trousers on  
One shoe off, and one shoe on  
Diddle diddle dumpling, my son John.

### RED LIGHT GREEN LIGHT

One person is the traffic light. When they say green light everyone can move toward the finish line. When they say red light everyone must immediately stop. Continues until everyone reaches the finish line.



# 1000 BOOKS BEFORE KINDERGARTEN

#### To Register:

- In person: Ask a staff member
- Online: Download the **Beanstack** app or visit [indypl.beanstack.org](http://indypl.beanstack.org)

#### How it Works:

- Read with your child and track your progress.
- Earn prizes when you reach 100, 500, and 1,000 books.

The  
INDIANAPOLIS PUBLIC  
Library  
FOUNDATION

**FREE**  
and open  
to children  
ages 0-18

**2025  
Summer Reading**

**May 31 - August 2, 2025**

**Read and complete activities to earn prizes!**  
For more information, visit [indypl.org/srp](http://indypl.org/srp)